› Instructions

Thule UpRide
599000

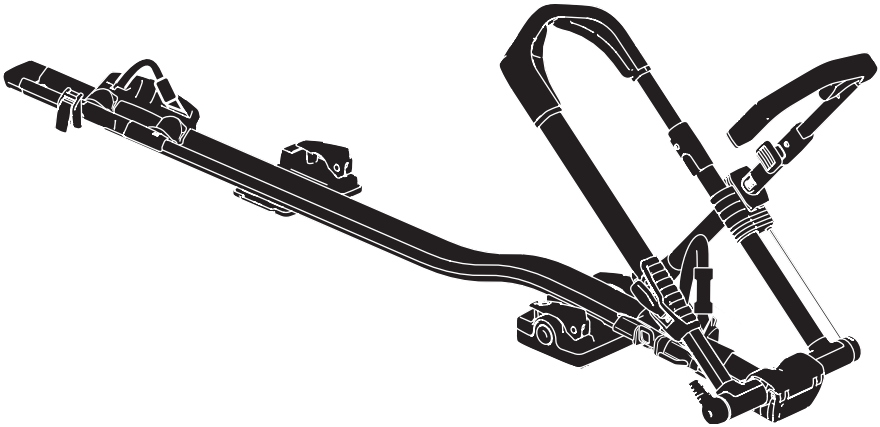

THULE GUARANTEE
THULE.COM

501-8296-05

Bring your life
thule.com

EN Roof-mounted bike carrier
DE Dachfahrradträger
FR Porte-vélo sur le toit
NL Fietsdrager voor op het dak
IT Portabici da installare sul tetto
ES Portabicicletas de techo
PT Suporte para bicicleta para teto
SV Takmonterad cykelhållare
DK Tagmonteret cykelholder
NO Takmonterte lasteholdere
FI Katolle asennettava polkupyöräteline
ET Katusele paigaldatav jalgrattahoidik
LV Uz jumta uzstādāms velosipēdu turētājs
LT Ant stogo tvirtinami dviračių laikikliai
PL Bagażnik rowerowy montowany na dachu
RU Устанавливаемое на крыше крепление для велосипедов
UK Багажник для велосипедів, що монтується на даху
BG Покривен багажник за велосипеди
CS Nosič jízdních kol s montáží na střechu
SK Nosič bicyklov s montážou na strechu
SL Nosilec za kolesa
HR/BiH Krovni nosač bicikla
RO Suport pentru bicicletă montat pe pavilion
HU Tetőre szerelhető kerékpártartó
EL Σχάρα ποδηλάτου οροφής
TR Araç üstüne bağlanan bisiklet taşıyıcı
HE מנשא אופניים המורכב על גגון רכב
AR حامل الدراجة للتركيب على السقف
ZH 顶置自行车架
JA ルーフマウント型サイクルキャリア
KO 지붕 장착 자전거 캐리어
TH โครงยึดจักรยานแบบติดตั้งบนหลังคา

CITY CRASH
Complies with ISO norm



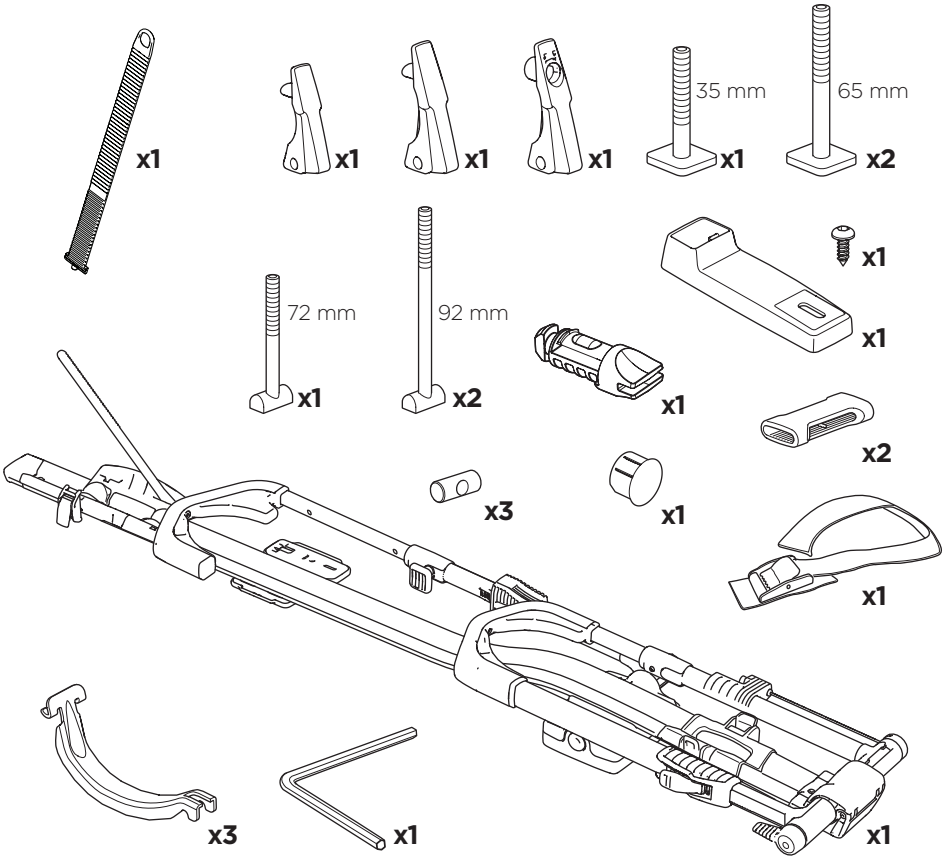

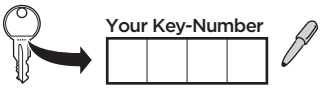
Your Key-Number

Max
20 kg
44 lbs

7,7 kg
17 lbs

80
mph

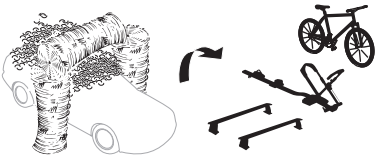





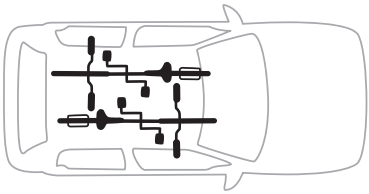

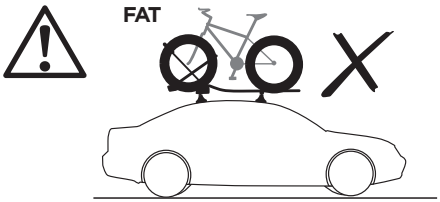
FAT


FAT

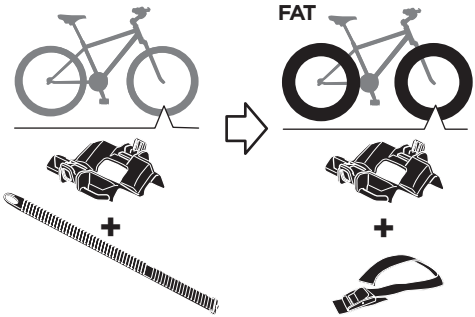
FAT
+
+

Thule UpRide 599000
Fit Table

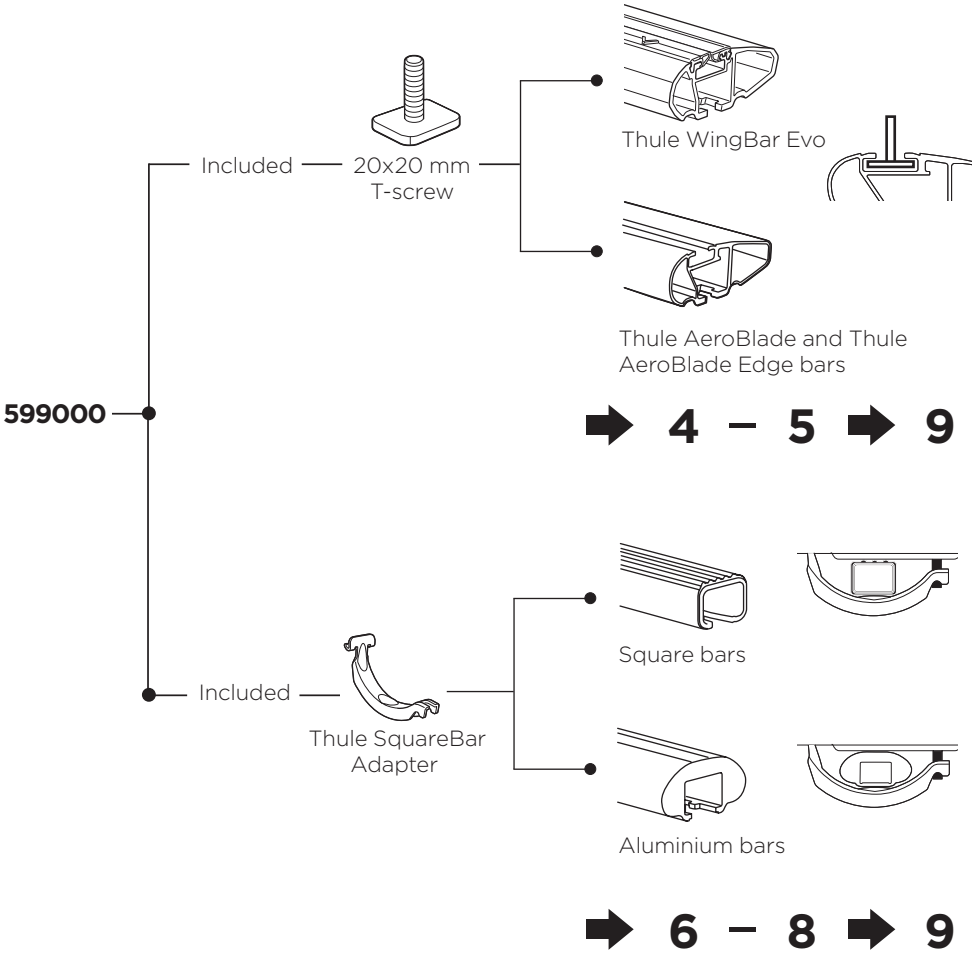

1

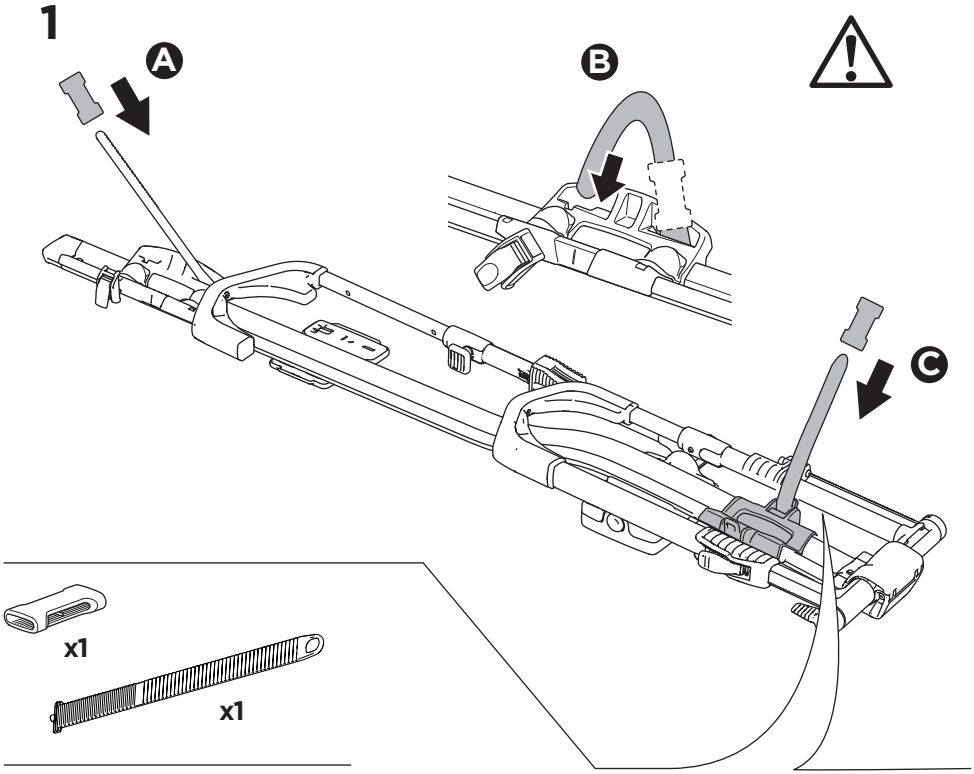

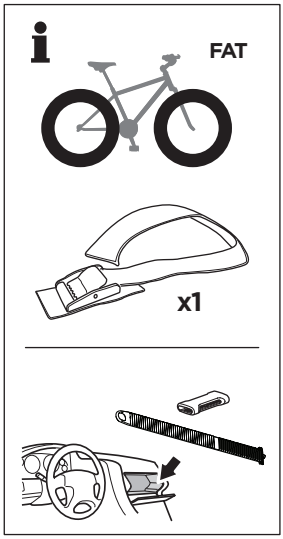

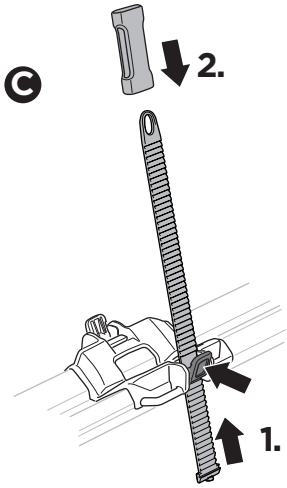

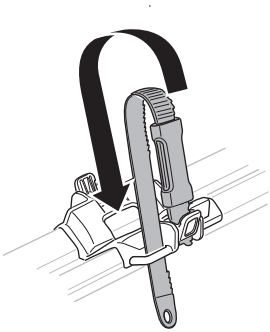

2

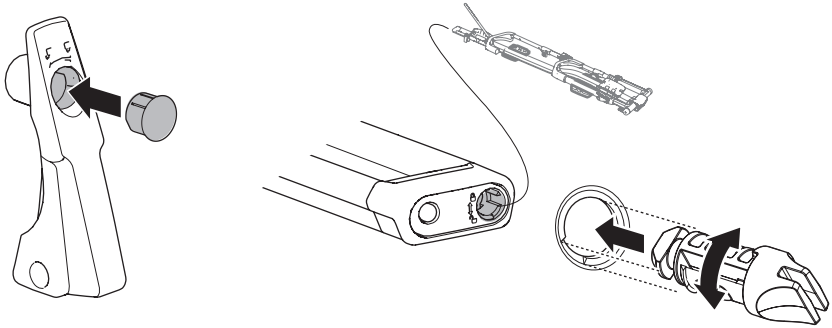

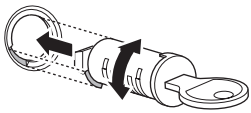

3

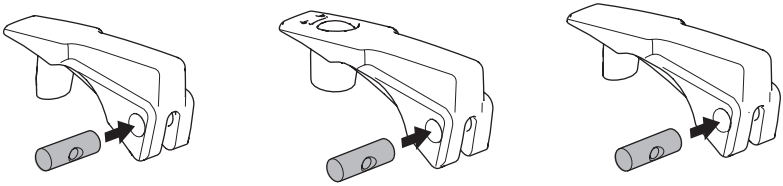

4

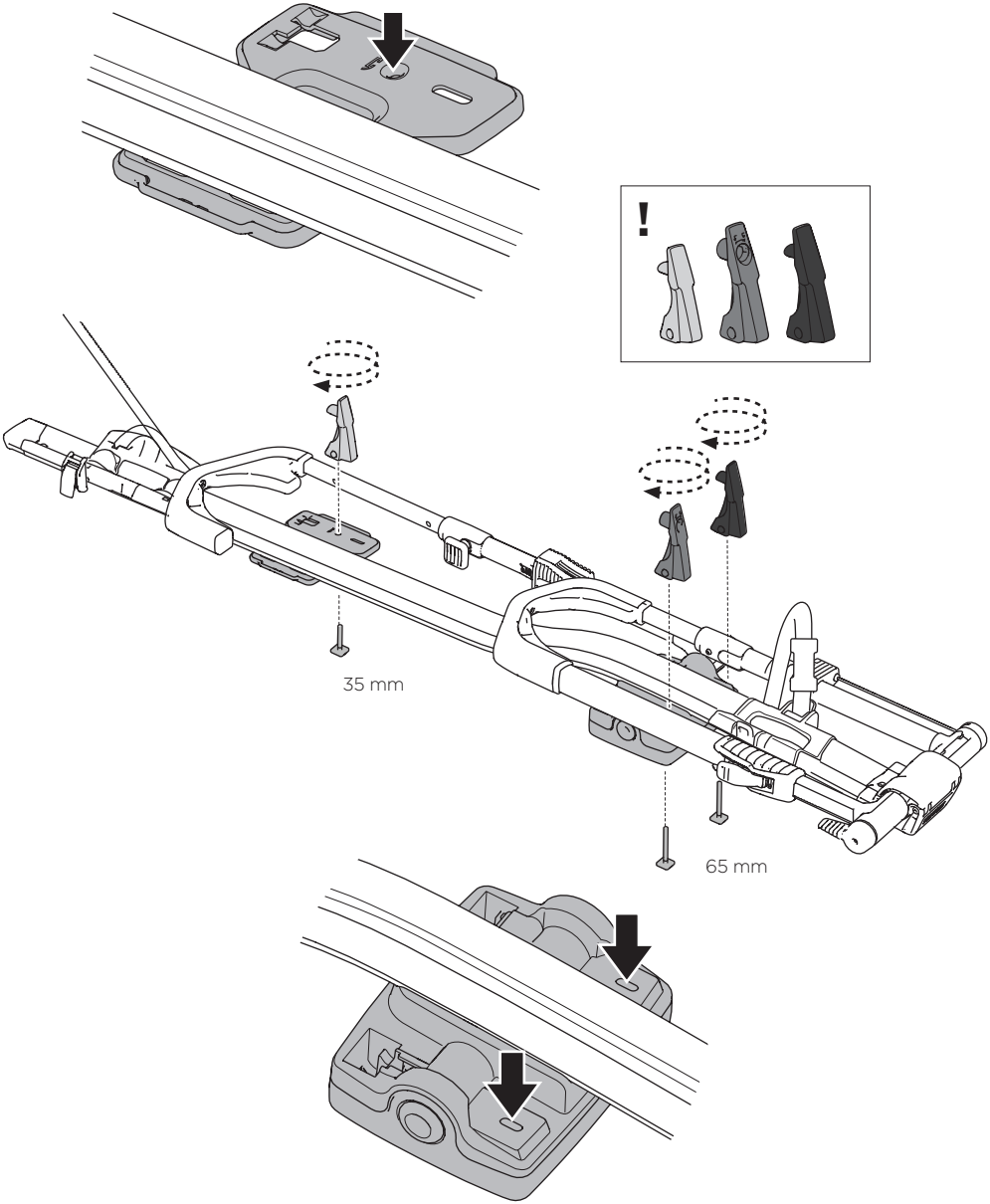

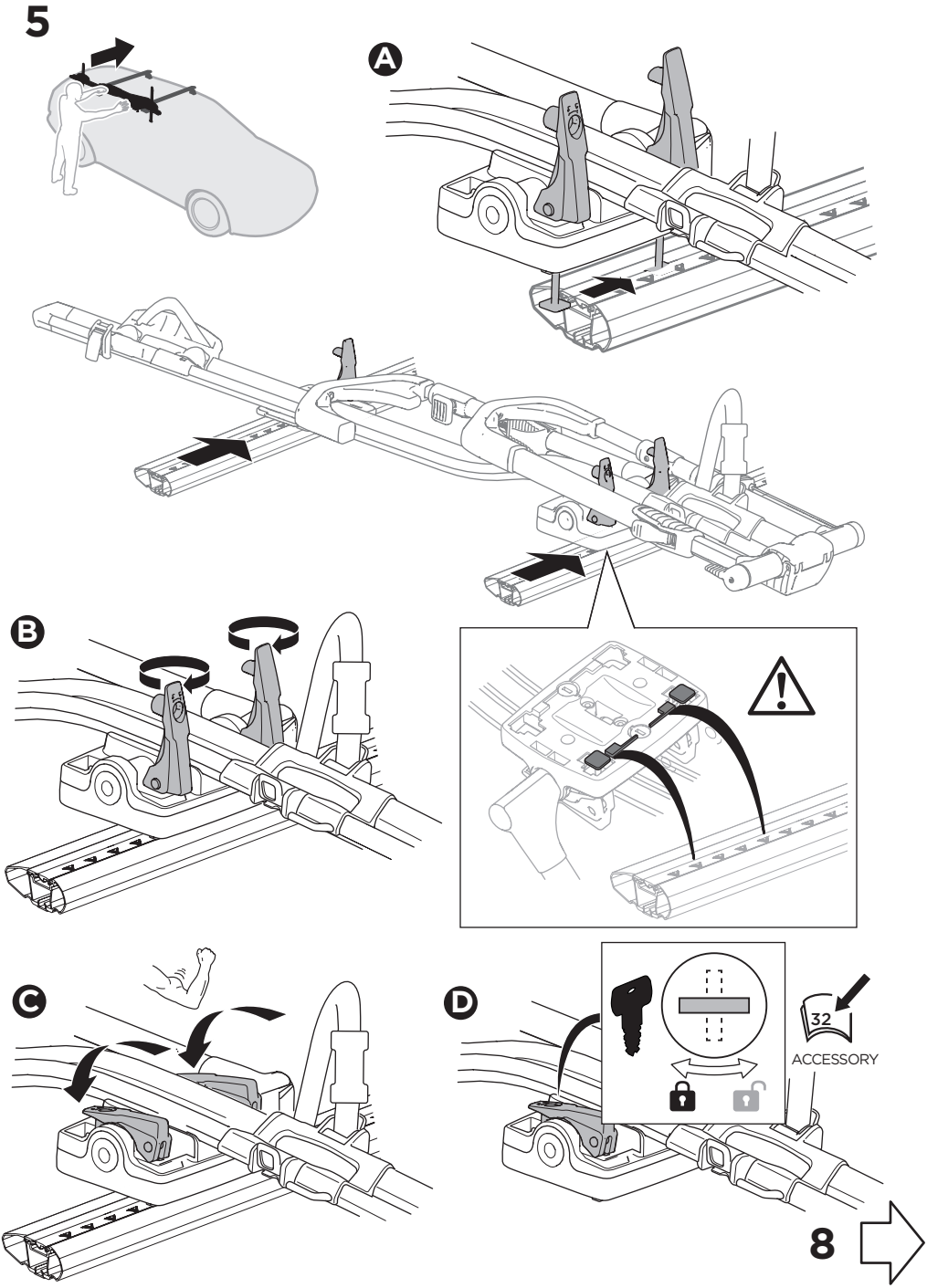
5
A
B
C
D
32
ACCESSORY
8

6

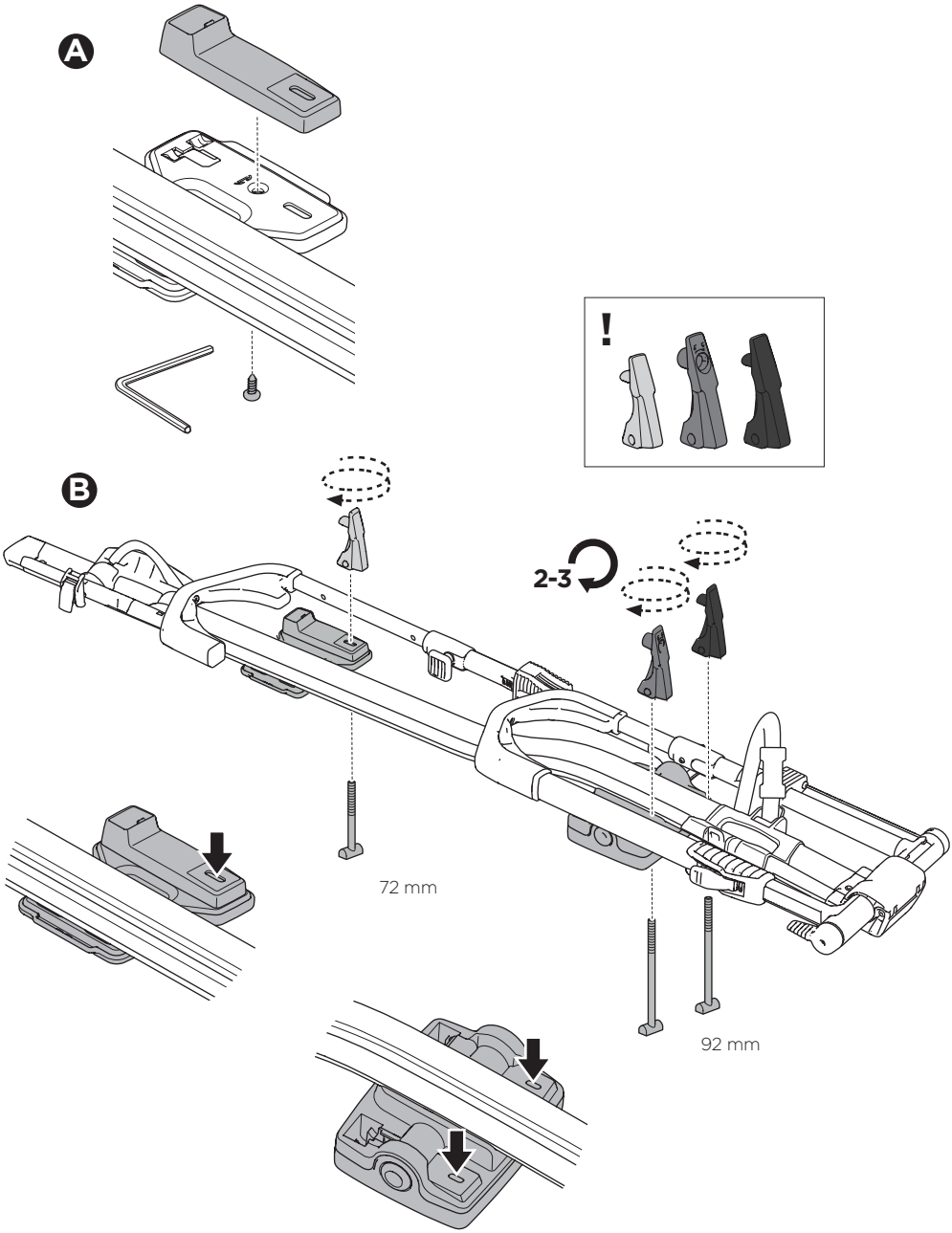

7

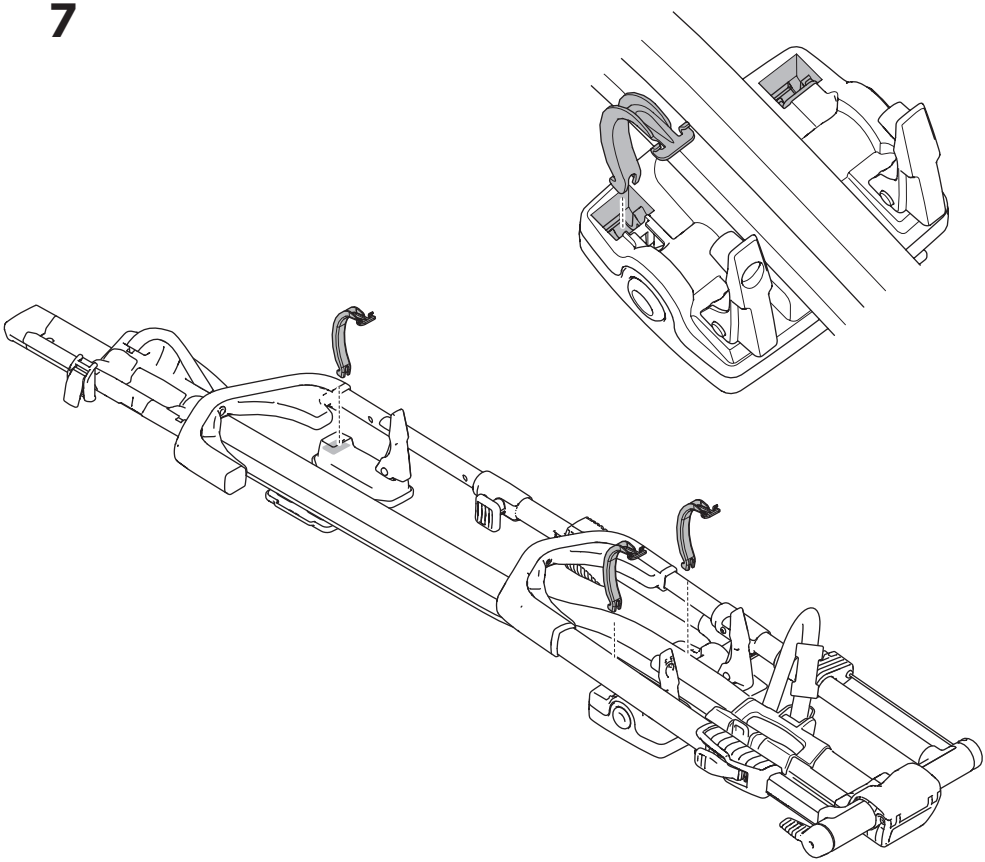

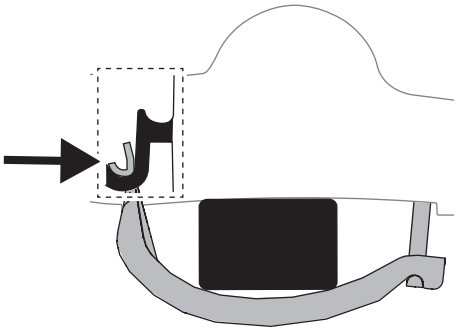

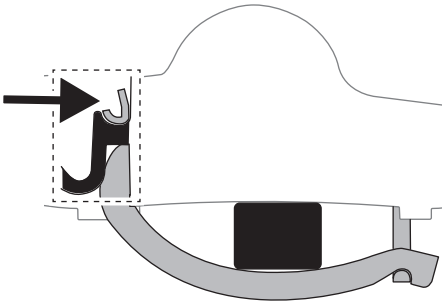

8

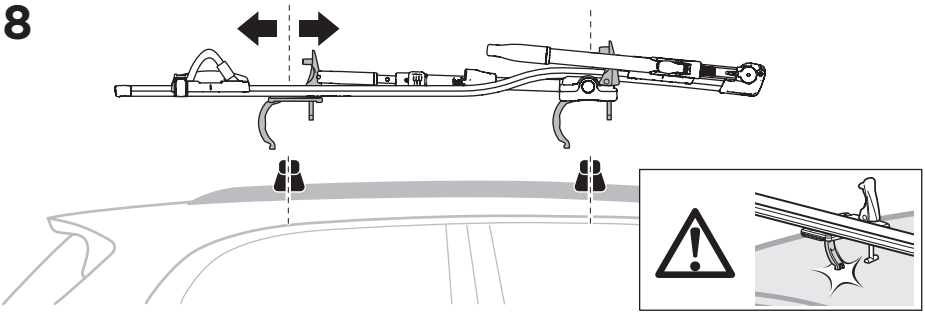

A

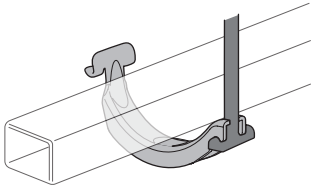

B

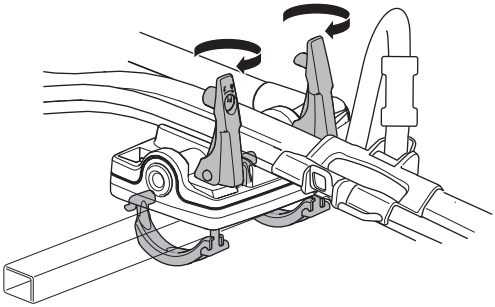

C

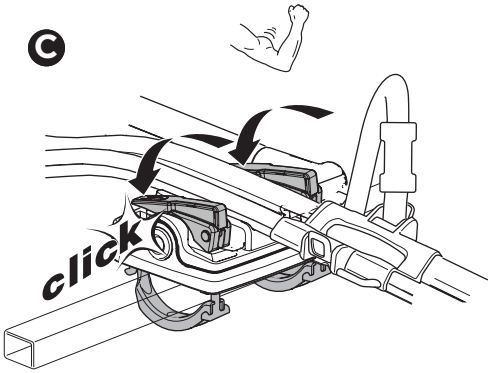

D

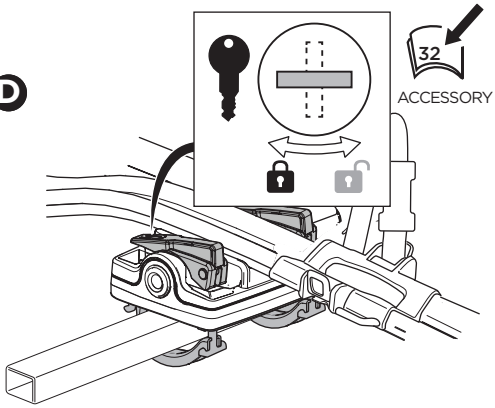

9

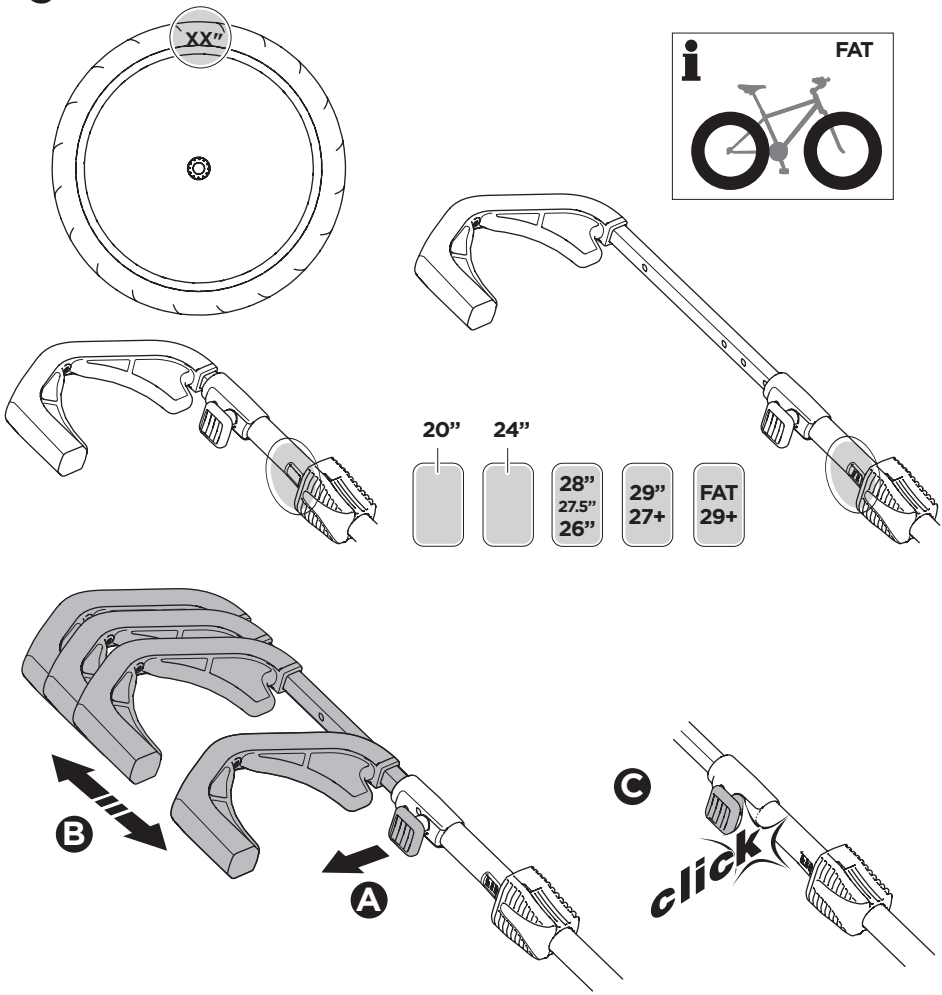

10

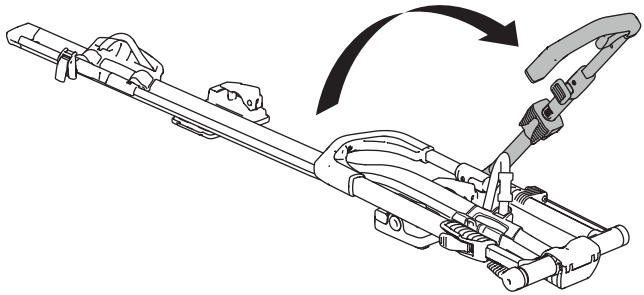

11

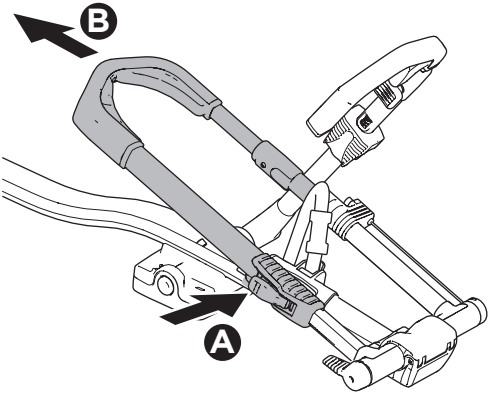

12

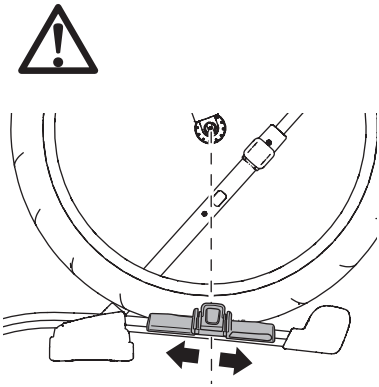

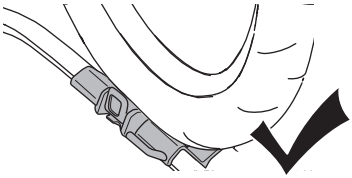

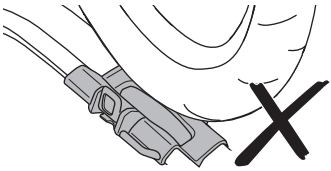

13



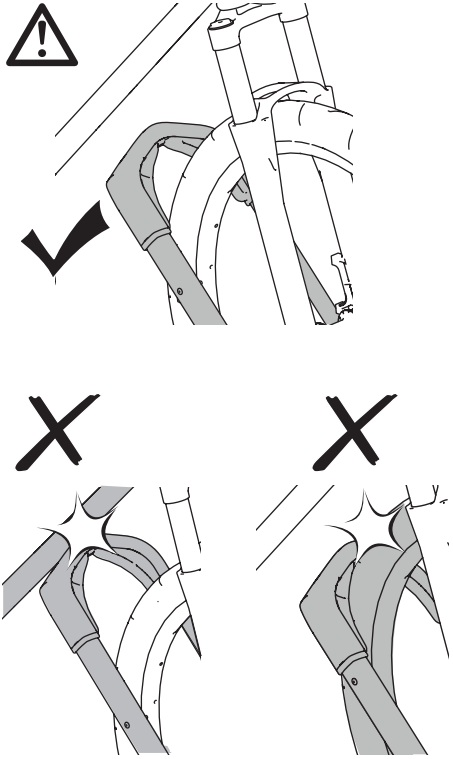

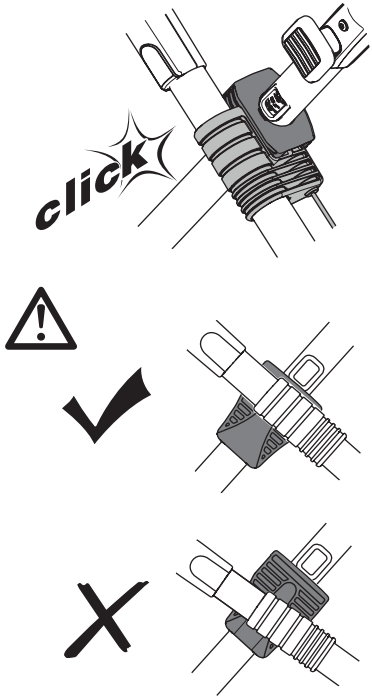

14

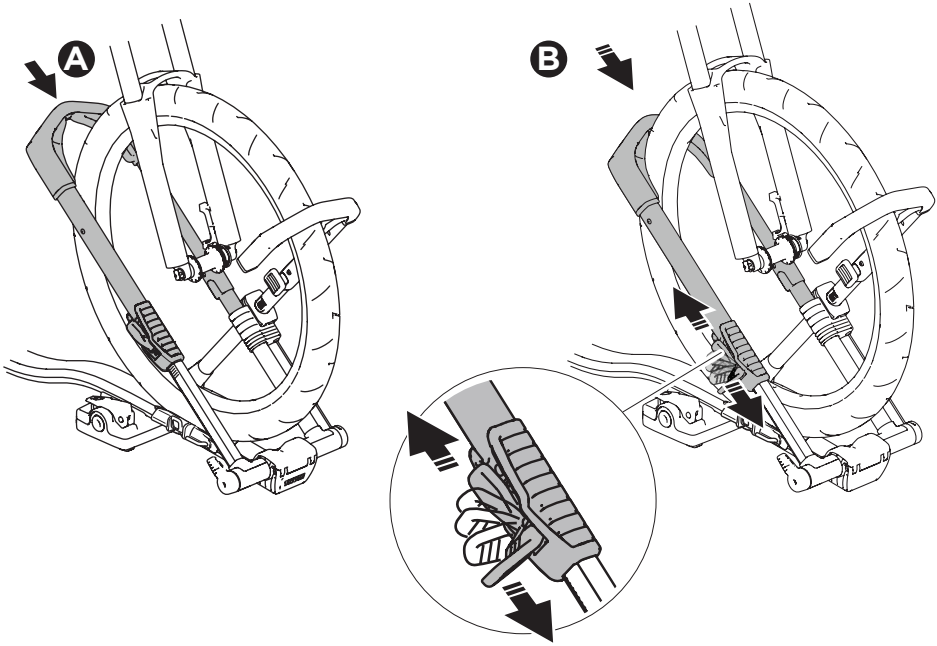

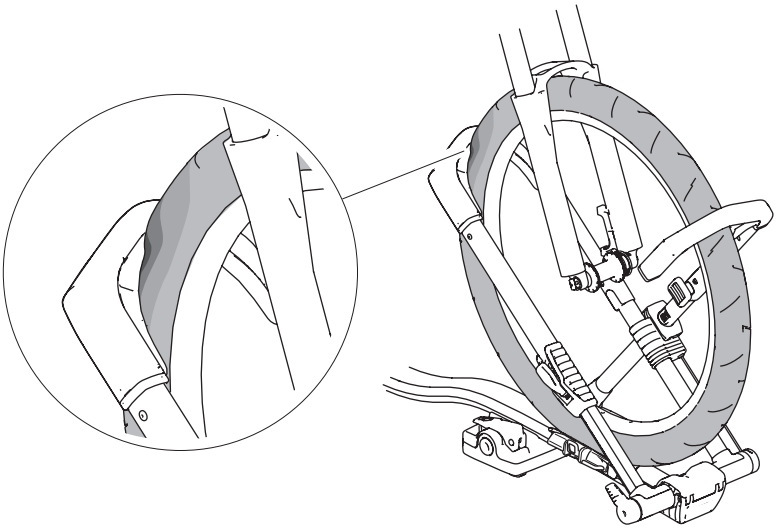

15

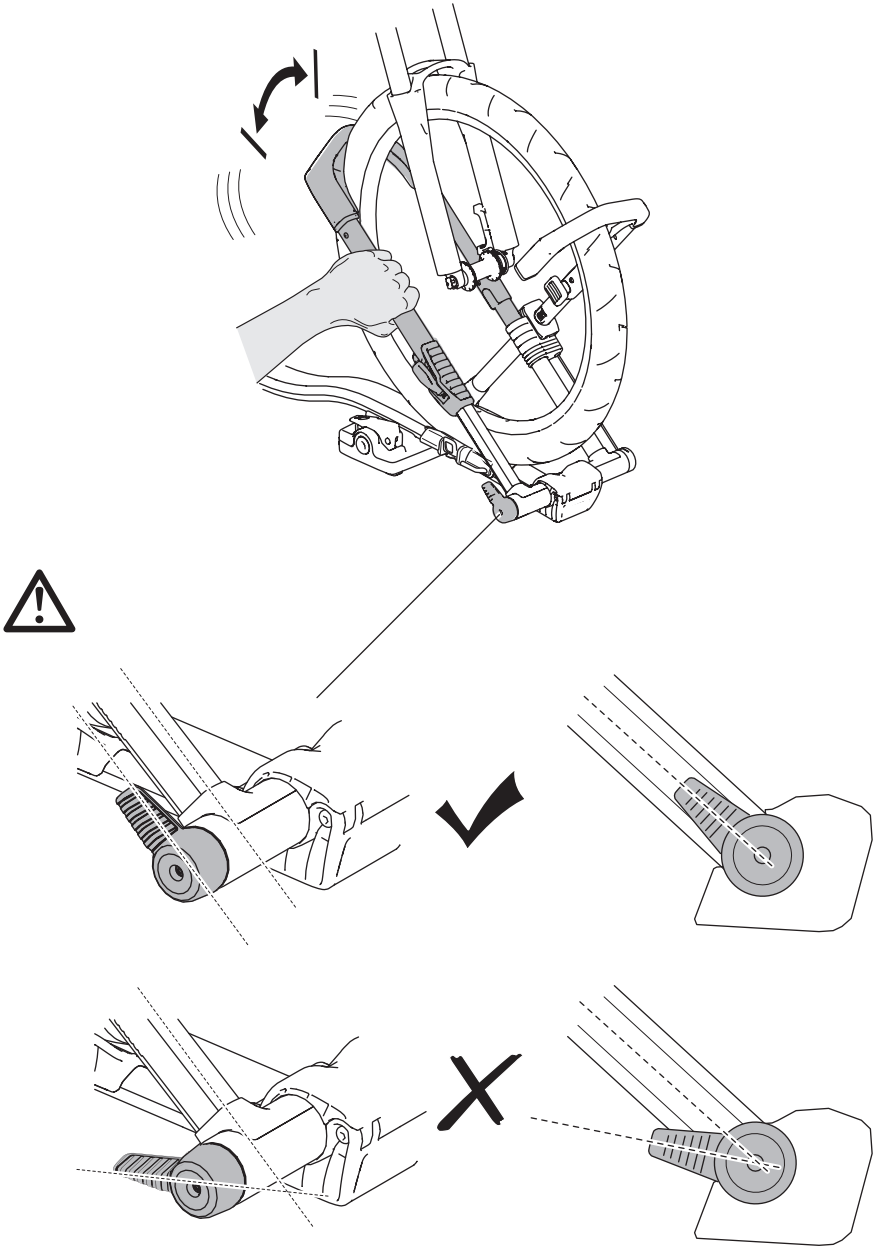

16

A

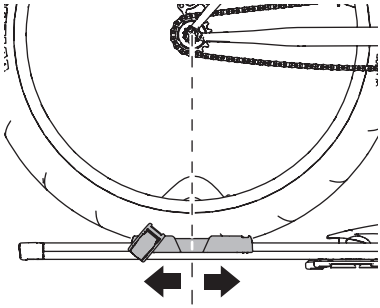

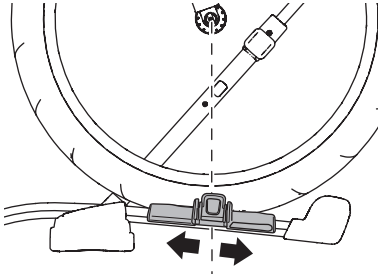

B

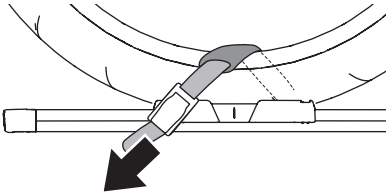

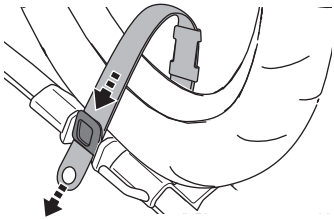

C

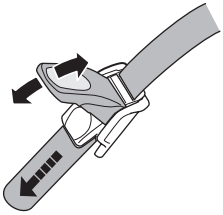

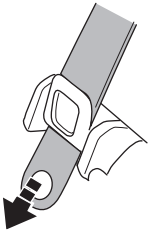

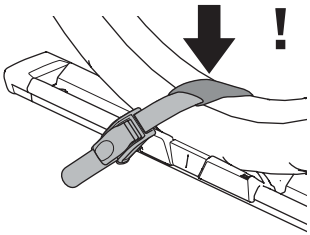

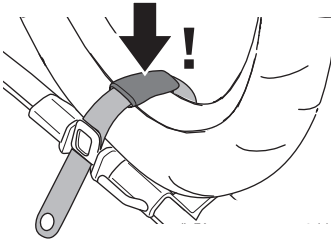

15

A

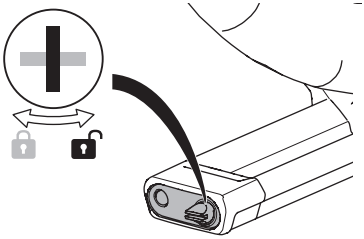

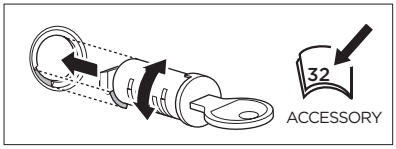

B

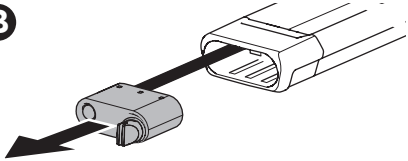

C

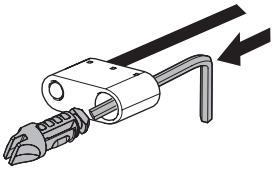

D

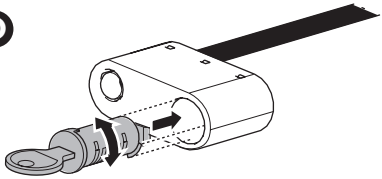

E

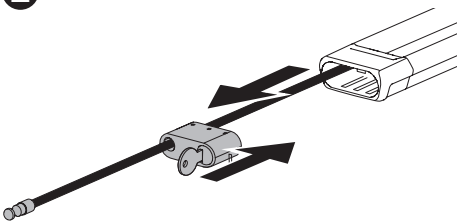

F

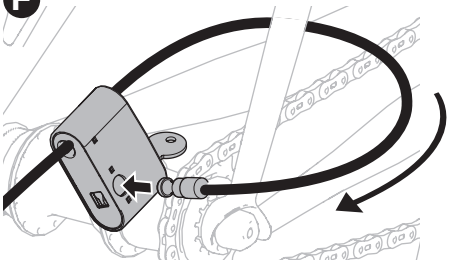

G

H

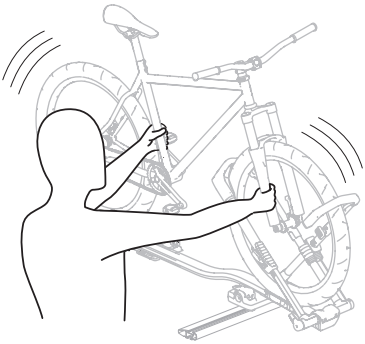

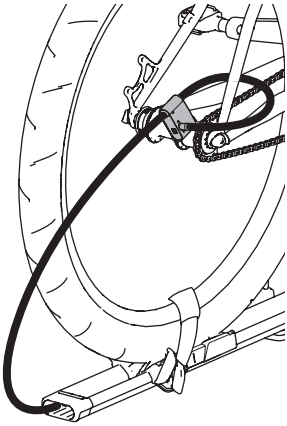

i

A

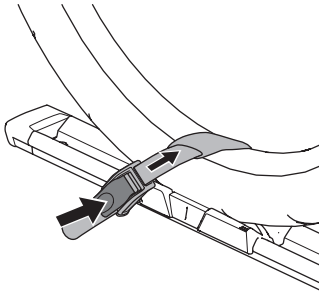

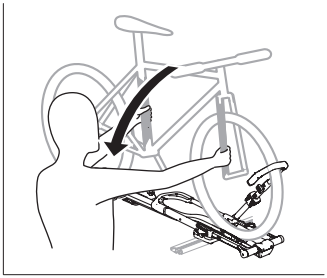

B

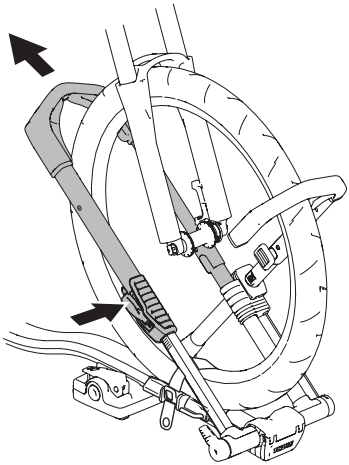

C

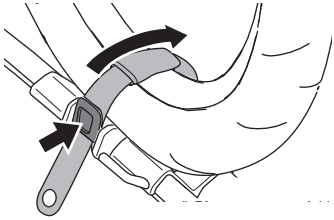

C

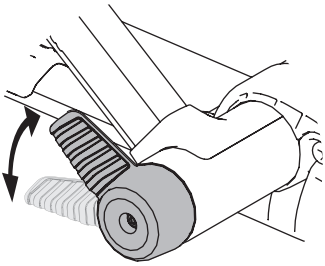

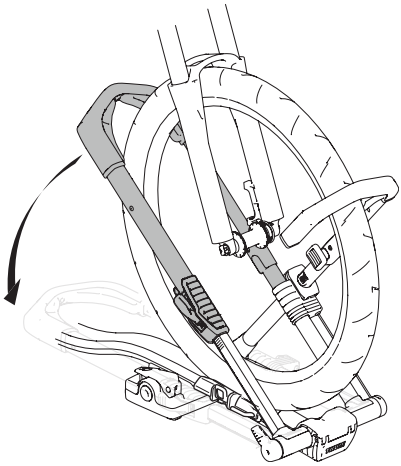

D

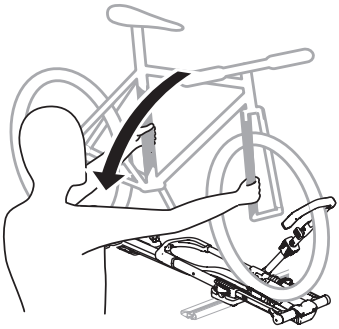

E

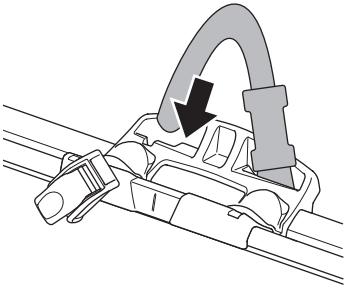

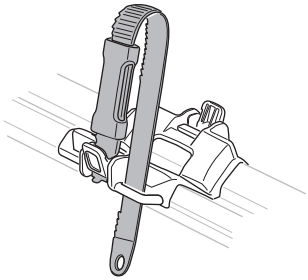

F

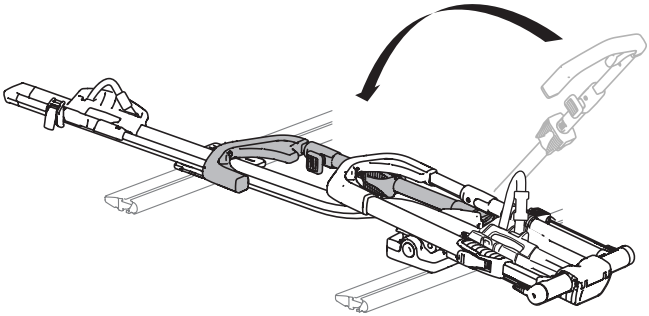

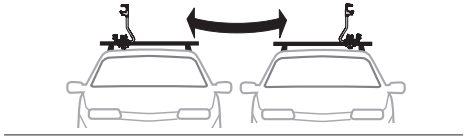

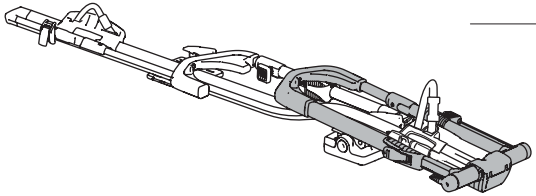

A

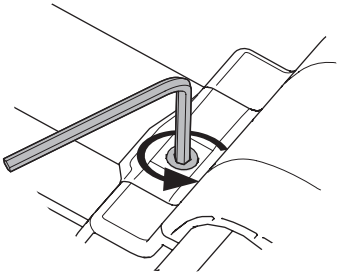

B

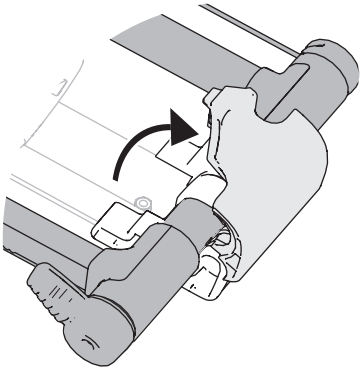

C

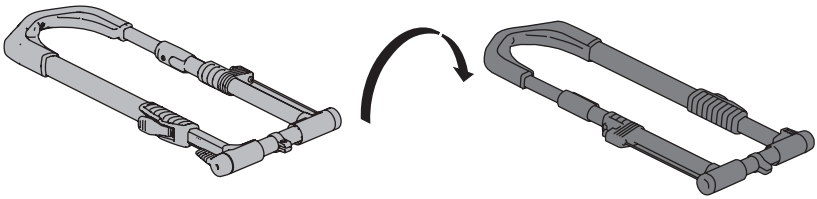

D

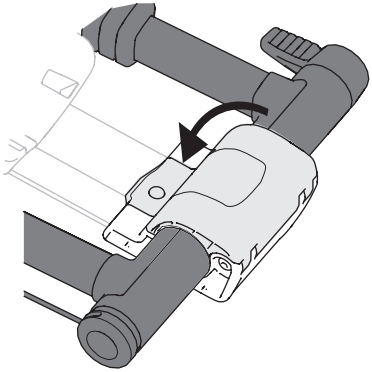

E

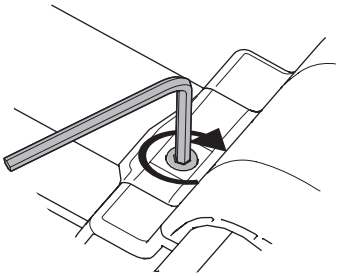

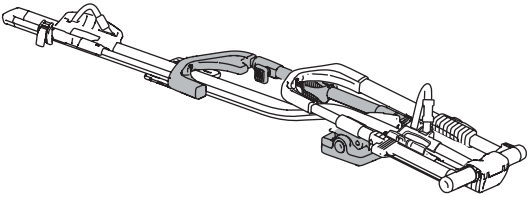

A

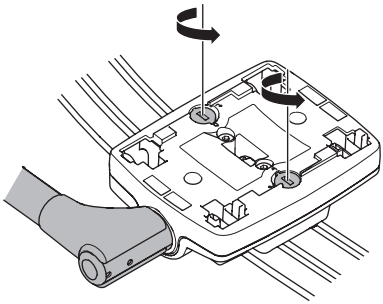

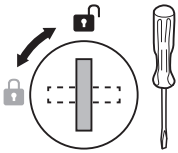

B

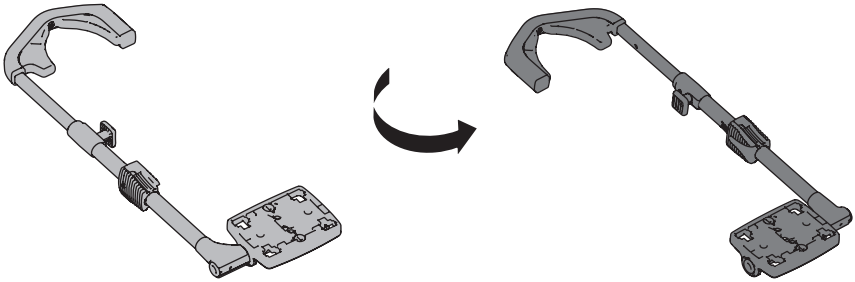

C

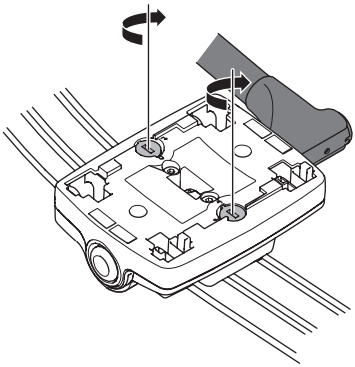

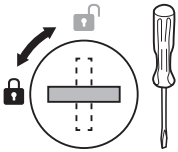

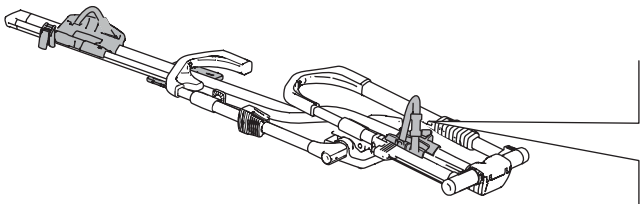

A

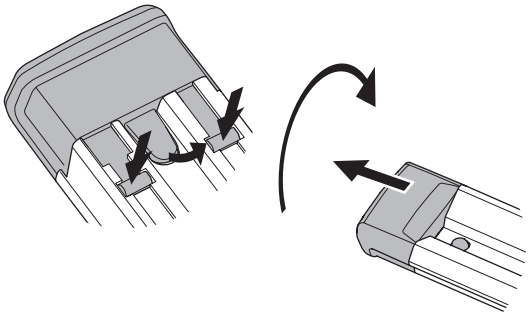

B

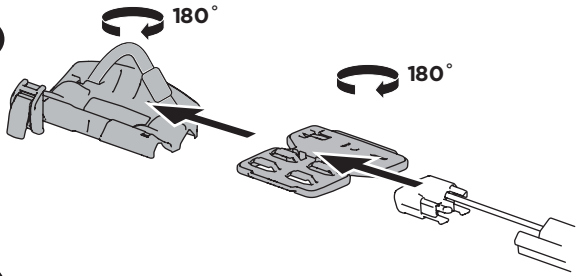

C

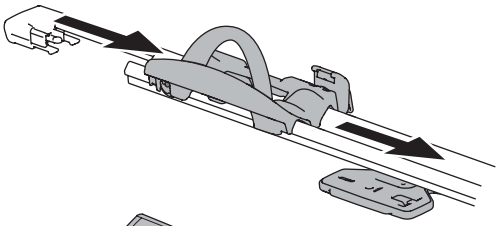

D

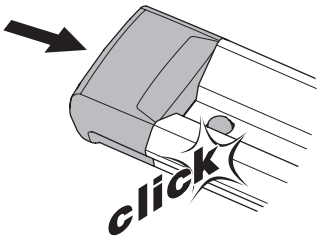

A

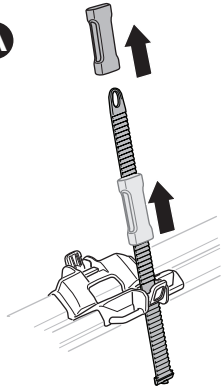

B

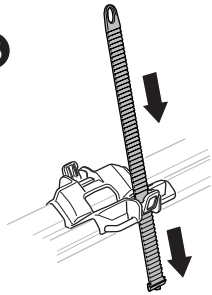

C

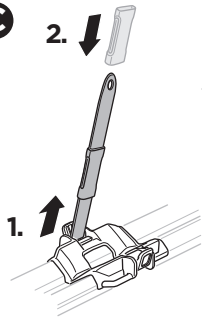

EN = North American English

THULE RACK GUIDELINES

When using Thule Load carriers and accessories, the user must understand the precautions. The points listed below will assist you in using the rack system and will encourage safety.

- For quality fits and safety, use only the recommended rack or accessory as stated in Thule's current Fit Guide. Do not assume a rack will fit, always check the current Fit Guide when obtaining a new vehicle.
- The maximum load specified in the assembly instructions is not to be exceeded. However, this limit is always subordinate to the maximum load recommended by the manufacturer of the car itself. It is always the lower maximum recommended load that applies. Max roof load = load carrier weight + any fitted carrier accessories + the weight of the load itself.
- Always make sure all doors are open when mounting a roof rack system. Make sure all knobs, bolts, screws, straps, and locks are firmly attached, tightened and locked before every trip. Knobs, bolts, screws, straps and locks must be periodically inspected for signs of wear, corrosion, and fatigue. Check your load at stops during the trip to ensure continued fastening security.
- Check local and state laws governing projection of objects beyond the perimeter of a vehicle. Be aware of the width and height of your cargo since low clearance branches, bridges, and parking garages can affect the load. All cargo will affect the vehicle's driving behavior. Never drive with any lock, knob or rack in an open or unlocked position. All long loads such as, but not limited to, sailboards, surfboards, kayaks, canoes, and lumber must be tied down front and rear to the bumpers or tow hooks of the vehicle.
- Remove your Thule rack and accessories when they are not in use and before entering automatic car washes.
- All locks must be turned and moved periodically to ensure smooth operation. Use graphite or dry lubricant to help this. Thule locks are designed to deter vandalism and theft but should not be considered theft proof. Remove valuable gear if your vehicle is unattended for an extended period. Place at least one key in the glove compartment.
- For safety to your vehicle and rack system, obey all posted speed limits and traffic cautions. Adapt your speed to the conditions of the road and the load being carried.
- Do not use Thule load carriers and accessories for purposes other than those for which they were designed. Do not exceed their carrying capacity. Failure to follow these guidelines or the product's instructions will void the warranty.
- All loads must be secured using the provided straps.
- Consult with your Thule dealer if you have any questions regarding the operations and limits of Thule products. Review all instructions and warranty information carefully.
- Not for use on trailers or towed vehicles.
- Not for offroad use.
- Keep bicycle tires away from hot exhaust.

THULE® SWEDEN

Thule Inc. • 42 Silvermine Road • Seymour, CT 06483
North American Consumer Service: Toll Free 800-238-2388 / Fax 450-777-3615 • www.thule.com

ES = Latin American Spanish

DIRECTRICES PARA LOS PORTAEQUIPAJES THULE

Cuando use portacargas y accesorios Thule, debe asegurarse de entender todas las precauciones. Los puntos indicados a continuación le ayudarán a usar el sistema de bastidor y fomentarán su seguridad.

- Por seguridad y para obtener un ajuste correcto, use solamente el bastidor o accesorio Thule recomendado según en la Guía de ajuste Thule más actual. No suponga el ajuste del bastidor, siempre verifique la Guía de ajuste más actual cuando compre un nuevo vehículo.
- No debe excederse la carga máxima especificada en las instrucciones del conjunto. Sin embargo, este límite siempre depende de la carga máxima que recomienda el fabricante del automóvil. Siempre debe usarse la menor carga máxima recomendada. **Carga del techo máxima = peso del abrazadera de carga + cualquier accesorio del abrazadera + el peso de la carga.**
- Siempre asegúrese que las puertas del automóvil estén abiertas cuando monte un sistema de bastidor para techo. Cerciórese de que las perillas, los pernos, los tornillos, las correas y las cerraduras estén firmemente sujetos, apretados y asegurados con llave antes de cada viaje. Debe revisar periódicamente que las perillas, los pernos, los tornillos, las correas y los seguros no tengan señales de desgaste, corrosión o fatiga. Revise su carga en las paradas durante su viaje para garantizar la seguridad continua de la sujeción.
- Verifique las leyes estatales y locales que rigen la proyección de objetos más allá del ancho del vehículo. Esté al tanto de la anchura y altura de su carga, ya que las ramas, los puentes, los estacionamientos de baja altura pueden dañar su carga.Toda carga afectará el comportamiento de manejo del vehículo. Nunca conduzca con alguno de los seguros, las perillas o los bastidores abiertos o sin seguro. Todas las cargas largas, como tablas a vela, tablas de surf, kayacs, canoas y madera, deban atarse al frente y atrás los parachoques o ganchos de remolque del vehículo.
- Quite su bastidor y accesorios Thule cuando no se usen y antes de entrar a establecimientos para lavado automático de vehículos.
- Todas los seguros deben girarse y moverse periódicamente para garantizar que no se atasquen. Use grafito u otro lubricante en seco similar para este fin. Los seguros Thule están diseñados para disuadir el vandalismo y los robos. Saque todo equipo valioso si su vehiculo no tendrá vigilancia por largo tiempo. Ponga porlo menos una llave en la guantera.
- Como seguridad para su vehículo y sistema de bastidor, obedezca todos las límites de velocidad y avisos de tráfico. Adapte su velocidad a las condiciones del camino y de la carga transportada.
- No use portacargas y accesorios Thule con otra función para la que fue destinada. No exceda su capacidad de carga. Se anulará la garantia si no sigue estos lineamientos o las instrucciones del producto.
- Todas las cargas deben atarse con la correas incluídas.
- Consulte a su distribuidor Thule si tiene alguna pregunta sobre el funcionamiento y los límites de los productos Thule. Repase cuiadosamente todas las instrucciones y la de garantia.
- No use en tráilers o vehículos de remolque.
- No conduzca fuera del camino.
- Mantenga las ruedas de las bicicletas lejos del tubo de escape caliente.

THULE® SWEDEN

Thule Inc. • 42 Silvermine Road • Seymour, CT 06483
North American Consumer Service: Toll Free 800-238-2388 / Fax 450-777-3615 • www.thule.com

DIRECTIVES POUR SUPPORT THULE

Lorsque vous utilisez les supports et accessoires Thule pour voiture, vous devez observer les précautions suivantes. Les conseils ci-dessous visent à faciliter l'emploi de votre support et à l'utiliser en toute sécurité.

- Pour respecter les règles de sécurité et obtenir un ajustement de qualité, utilisez uniquementle le produit ou l'accessoire recommandé dans le guide d'achat Thule. Ne présumez pas qu'un produit sera adapté; consultez toujours ce guide d'achat lorsque vous achetez un nouveau véhicule.
- La charge maximale spécifiée dans les instructions d'assemblage ne doit pas être dépassée. Cependant, cette limite est toujours subordonnée à la charge maximale recommandée par le fabricant du véhicule. La charge maximale recommandée la plus basse s'applique toujours. **Charge de toit max = poids du porte-charges + tous les accessoires de porte-charges ajoutés + poids du chargement lui-même**
- Assurez-vous toujours que les portes de la voiture sont ouvertes lors de l'installation d'une support. Avant de prendre la route, assurez-vous que les molettes, les boulons et les vis sont bien serrés, les sangles bien attachées et les dispositifs de verrouillage fermés à clés. Examinez régulièrement ces éléments afin de déceler tout signe d'usure, de corrosion ou de fatigue. Vérifiez votre chargement à tous les arrêts pendant votre voyage pour vous assurer qu'il est bien fixé.
- Vérifiez les lois locales ou provinciales sur le dépassement d'objets sur les côtés d'un véhicule. Soyez conscient de la largeur et de la hauteur de votre chargement pour passer sous les branches basses, les ponts et les plafonds de stationnement couverts. Tout chargement modifie la tenue de route du véhicule. Ne conduisez jamais avec une serrure, une barre ou un écrou ouverts ou non bloqués. Tous les chargements longs, de type surfs, planches à voile, kayaks, canoës, bois, etc. doivent être attachés à l'avant et à arrière aux pare-chocs ou aux crochets de remorquage du véhicule.
- Retirez votre support et vos accessoires Thule lorsque vous ne les utilisez pas et avant de passer au lave-auto.
- Faites fonctionner régulièrement toutes les serrures afin qu'elles ne se coincent pas. Appliquez du graphite ou un lubrifiant sec pour conserver leur souplesse. Les antivols Thule sont conçus pour dissuader les voleurs et éviter les actes de vandalisme. Retirez tout matériel de valeur de votre véhicule s'il doit rester sans surveillance pendant une période prolongée. Gardez au moins une clé dans la boîte à gants.
- Pour protéger votre véhicule et votre support, respectez les vitesses limites et le code de la route. Adaptez votre vitesse aux conditions de la route et à la charge transportée.
- N'utilisez pas de support et d'accessoires Thule à d'autres fins que celles pour lesquelles ils ont été conçus. Ne dépassez pas leur capacité de charge maximale. Le non respect de ces consignes et des instructions spécifiques au produit annulera la garantie.
- Tout chargement doit être fixé en utilisant les sangles fournis.
- Consultez votre revendeur pour toute question sur le fonctionnement et les limites des produits Thule. Lisez attentivement toutes les instuctions et les informations de la garantie.
- Ne pas utiliser sur une remorque ou un véhicule remorqué.
- Ne pas utiliser pour la conduite hors route.
- Garder les pneus de vélo éloignés du tuyau d'échappement chaud.

THULE® SWEDEN

Thule Inc. • 42 Silvermine Road • Seymour, CT 06483
North American Consumer Service: Toll Free 800-238-2388 / Fax 450-777-3615 • www.thule.com

DIRETRIZES PARA OS RACKS THULE

Ao utilizar os suportes de carga e acessórios Thule, o usuário deve compreender todas as precauções. Os pontos indicados em seguida ajudarão a usar o sistema de rack e incentivar a segurança.

- Para encaixes de qualidade e melhor segurança, use somente o rack recomendado ou o acessório indicado no Guia de Aplicação Thule. Não suponha que um rack encaixará, e sempre consulte o Guia de Aplicação atual quando adquirir um novo veículo.
- Não exceder a carga máxima especificada nas instruções de montagem. Entretanto, este limite é sempre restrito à carga máxima recomendada pelo fabricante do próprio veículo. Aplicar sempre cargas menores do que a carga máxima recomendada. **A carga máxima no teto = o peso do transportador de carga + o peso de todos os acessórios acoplados + o peso da própria carga.**
- Sempre se certifique de que todas as portas do veículo estejam abertas ao montar um sistema de rack de teto. Verifique se todos os botões de rosca, parafusos, amarras e travas estejam bem fixados, apertados e travados antes de cada viagem. Botões de rosca, parafusos, amarras e travas devem ser inspecionadas periodicamente por sinais de desgaste, corrosão e fadiga. Confira a sua carga nas paradas durante a viagem para garantir a segurança contínua da fixação.
- Consulte as leis estaduais e municipais que regem a projeção de objetos para fora do veículo. Tenha em mente, a largura e altura da sua carga já que locais de estacionamento, pontes e galhos baixos podem danificar a carga. Qualquer carga afeta a condução do veículo. Nunca dirija com qualquer trava, botão de rosca ou rack em posição aberta ou destravada. Todas as cargas longas como, mas sem limitação, pranchas de windsurfe, de surfe, caiaques, canoas e troncos devem ser amarrados nos para-choques dianteiros e traseiros ou aos ganchos de reboque do veículo.
- Remova o seu rack e acessórios quando não estiverem em uso e antes de entrar em lava-rápidos.
- Todas as travas devem ser viradas e movidas periodicamente para garantir uma operação suave. O uso de grafite ou lubrificantes secos ajudam a manter essa operação. As travas Thule são projetadas para desencorajar o vandalismo e furto, mas não devem ser consideradas à prova de furtos. Remova o equipamento valioso se o seu veículo ficar fora da sua supervisão por um período extenso. Coloque pelo menos uma das chaves no porta-luvas.
- Para a segurança do seu veículo e do sistema de rack, obedeça a todos os limites de velocidade e sinais de trânsito. Adapte a sua velocidade às condições da estrada e da carga transportada.
- Não use suportes e acessórios Thule para outra função à qual não foi destinada. Não exceda a capacidade de carga dos mesmos. A garantia será anulada se não seguir estas diretrizes ou as instruções do produto.
- Todas as cargas devem ser afixadas com as amarras fornecidas.
- Consulte o seu distribuidor Thule se tiver qualquer dúvida sobre a operação ou limites dos produtos Thule. Releia atentamente todas as instruções e informações de garantia.
- Não use em trailers ou veículos de reboque.
- Não use em situações fora da estrada (off-road).
- Mantenha os pneus de bicicleta longe do escapamento quente.

THULE® SWEDEN

Thule Inc. • 42 Silvermine Road • Seymour, CT 06483
North American Consumer Service: Toll Free 800-238-2388 / Fax 450-777-3615 • www.thule.com

THULE CAR RACK SYSTEMS LIMITED LIFETIME WARRANTY
[EFFECTIVE JANUARY 1, 2006] Register online at www.thule.com/warranty

THULE will warranty all THULE brand car rack systems and its accessories manufactured by THULE during the time that an original retail purchaser owns the product. This warranty terminates if a purchaser transfers the product to any other person.

Subject to the limitations and exclusions described in this warranty, THULE will remedy defects in materials or workmanship by repairing or replacing, at its option, a defective product without charge for parts or labor. In addition, THULE may elect, at its option, not to repair or replace a defective product but rather issue to a purchaser a refund equal to the purchase price paid for the product or a credit to be used toward the purchase of a new THULE load carrier system.

No warranty is given for defects caused by normal wear and tear, cosmetic rust, scratches, accidents, unlawful vehicle operation, or modification of, or any types of repair of, a load carrier system other than those authorized by THULE.

No warranty is given for defects resulting from conditions beyond THULE's control including, but not limited to, misuse, overloading, or failure to assemble, mount or use the product in accordance with THULE's written instructions or guidelines included with the product or made available to the purchaser.

In the event that a product is defective, the purchaser should contact the THULE dealer from whom the product was purchased or an Authorized Thule Service Center. If the dealer or Authorized Thule Service Center is not able to correct the defect, the purchaser should contact THULE in writing or by phone using the contact information listed at the bottom of this page.

In the event that a product needs to be returned to THULE, a THULE technician at the address or telephone number listed below will provide the purchaser with the appropriate mailing address and any additional instructions. Please note that the purchaser will be responsible for the cost of mailing the product to THULE and that proof of purchase in the form of an original purchase invoice or receipt and a detailed description of the defect must be included in the mailing.

DISCLAIMER OF LIABILITY
REPAIR OR REPLACEMENT OF A DEFECTIVE PRODUCT OR THE ISSUANCE OF A REFUND OR CREDIT (AS DETERMINED BY THULE) IS A PURCHASER'S EXCLUSIVE REMEDY UNDER THIS WARRANTY. DAMAGE TO A PURCHASER'S VEHICLE, CARGO AND/OR TO ANY OTHER PERSON OR PROPERTY IS EXCLUDED.

THIS WARRANTY IS EXPRESSLY MADE IN LIEU OF ANY AND ALL OTHER WARRANTIES, EXPRESS OR IMPLIED, INCLUDING THE WARRANTIES OF MERCHANTABILITY AND FITNESS FOR A PARTICULAR PURPOSE.

THULE'S SOLE LIABILITY TO ANY PURCHASER IS LIMITED TO THE REMEDY SET FORTH ABOVE. IN NO EVENT WILL THULE BE LIABLE FOR ANY LOST PROFITS, LOST SALES, OR FOR ANY CONSEQUENTIAL, DIRECT, INDIRECT, INCIDENTAL, SPECIAL, EXEMPLARY, OR PUNITIVE DAMAGES OR FOR ANY OTHER DAMAGES OF ANY KIND OR NATURE.

SOME STATES DO NOT ALLOW THE EXCLUSION OR LIMITATION OF INCIDENTAL OR CONSEQUENTIAL DAMAGES, SO THE ABOVE LIMITATIONS MAY NOT BE APPLICABLE.

THIS WARRANTY GIVES YOU SPECIFIC LEGAL RIGHTS, AND YOU MAY ALSO HAVE OTHER RIGHTS WHICH VARY FROM STATE TO STATE.

THULE® SWEDEN

Register online at www.thule.com/register

Thule Inc. • 42 Silvermine Road • Seymour, CT 06483
North American Consumer Service: Toll Free 800-238-2388 / Fax 450-777-3615 • www.thule.com

ES = Latin American Spanish

GARANTÍA DE POR VIDA LIMITADA PARA LOS SISTEMAS PORTAEQUIPAJES PARA AUTOS THULE

[VIGENTE A PARTIR DEL 1.º DE ENERO DE 2006] Regístrese en línea en www.thule.com/warranty

THULE garantizará todos los sistemas portacargas de la marca THULE y sus accesorios fabricados por THULE mientras el comprador original esté en posesión del producto. Esta garantía finaliza si un comprador transfiere el producto a cualquier otra persona.

Según las limitaciones y exclusiones que se describen en esta garantía, THULE remediará cualquier defecto en los materiales o la mano de obra reparando o reemplazando, a discreción propia, cualquier producto defectuoso sin cobrarle al propiedtario por las piedzas o la mano de obra. Además, THULE puede optar, a discreción propia, a no reparar o reemplazar un producto defectuoso y en su lugar devolver al comprador el dinero del precio que pagó por el producto o dotarle un crédito que puede usarse para comprar un nuevo sistema portacargas THULE.

No se otorga garantía alguna por los defectos causados por el uso y desgaste normales, la corrosión cosmética, las ralladuras, los accidentes o la conducción ilegal del vehículo, o cualquier modificación o reparación del sistema portacargas sin incluir aquellas modificaciones o reparaciones autorizadas por THULE.

No se otorga garantía alguna por los defectos que resulten de condiciones más allá del control de THULE que incluyen, pero no se limitan a, el uso indebido, la sobrecarga, la instalación, montaje o usos incorrectos del producto según las instrucciones o las directrices escritas de THULE adjuntas con el producto o que estén a disposición del comprador.

En caso que el producto presente defectos, el comprador deberá comunicarse con el vendedor THULE que se lo vendió, o con un Centro Autorizado de Servicio Thule. En caso que el vendedor o Centro Autorizado de Servicio Thule no puedan solucionar el defecto, el comprador deberá comunicarse por correo o teléfono con el servicio de información de THULE cuyos datos aparecen a pié de página.

En el caso de que el producto deba devolverse a THULE, un técnico de THULE en la dirección o número de teléfono indicados abajo le proporcionará una dirección postal donde enviarlo así como instrucciones adicionales. Por favor observe que el comprador será responsable de abonar el costo de enviar el producto THULE y que debe adjuntar una prueba de compra como una factura o un recibo original así como una descripción detallada del defecto.

DESCARGO DE RESPONSABILIDAD
BAJO ESTA GARANTÍA, LA ÚNICA SOLUCIÓN PARA EL COMPRADOR ES EL REEMPLAZO DEL PRODUCTO DEFECTUOSO, LA DEVOLUCIÓN DEL DINERO O DOTACIÓN DE CRÉDITO (SEGÚN LO DETERMINE THULE). SE EXCLUYEN LOS DAÑOS AL VEHÍCULO DEL COMPRADOR, A LA CARGA O A CUALQUIER OTRA PERSONA O PROPiedDAD.

ESTA GARANTÍA SE HACE DE FORMA EXPRESA EN VEZ DE CUALQUIER OTRA GARANTÍA, IMPLÍCITA O EXPLÍCITA, INCLUSO LAS GARANTÍAS DE COMERCIABILIDAD Y ADECUACIÓN PARA PROPÓSITOS CONCRETOS.

LA ÚNICA RESPONSABILIDAD DE THULE HACIA EL COMPRADOR SE LIMITA A LA SOLUCIÓN ESTABLECIDA ANTERIORMENTE. EN NINGÚN CASO SERÁ THULE RESPONSABLE DE NINGÚN BENEFICIO PERDIDO, VENTAS PERDIDAS O DE CUALQUIER DAÑO CONSECUENTE, DIRECTO, INDIRECTO, INCIDENTAL, ESPECIAL, EJEMPLAR O PUNITIVO DE CUALQUIER TIPO O ÍNDOLE.

ALGUNOS ESTADOS NO PERMITEN LA EXCLUSIÓN O LA LIMITACIÓN DE DAÑOS INCIDENTALES O CONSECUENTES, POR CONSIGUIENTE EN ESOS ESTADOS LAS LIMITACIONES ANTERIORES NO SON APLICABLES.

ESTA GARANTÍA LE OTORGA DERECHOS LEGALES ESPECÍFICOS Y USTED TAMBIÉN PUEDE TENER OTROS DERECHOS QUE VARÍAN DE UN ESTADO A OTRO.

THULE® SWEDEN

Register online at www.thule.com/register

Thule Inc. • 42 Silvermine Road • Seymour, CT 06483
North American Consumer Service: Toll Free 800-238-2388 / Fax 450-777-3615 • www.thule.com

GARANTIE À VIE LIMITÉE SUR LES SYSTÈMES DE SUPPORT POUR VOITURE THULE
(EN VIGUEUR LE 1ER JANVIER 2006) Enregistrement en ligne à www.thule.com/warranty

THULE garantit tous les systèmes de support de la marque THULE pour voitures et ses accessoires fabriqués par THULE tant que le premier acheteur au détail est propriétaire du produit. Cette garantie prend fin si un acheteur transfert le produit à une autre personne.

Selon les limites et les exclusions décrites dans cette garantie, THULE remédiera aux défauts de matériaux ou de maind'oeuvre en réparant ou en remplaçant, à sa discrétion, un produit défectueux sans frais de pièces ou de main d'oeuvre. De plus, THULE peut décider, à sa discrétion, de ne pas réparer ou remplacer un produit défectueux, mais de rembourser à l'acheteur un montant égal à celui payé pour le produit, ou un crédit à utiliser pour l'achat d'un système de support de charge THULE neuf.

Aucune garantie n'est émise pour les défauts causés par une usure normale, pour la rouille esthétique, pour les rayures, pour l'utilisation inégale du véhicule, pour toute modification de celuici, pour tout type de réparation, pour un système de support de charge autre que ceux autorisés par THULE.

Aucune garantie n'est émise pour les défauts résultant de conditions hors du contrôle de THULE, notamment une mauvaise utilisation, une surcharge ou un assemblage ou montage non conformes aux instructions écrites ou directives de THULE incluses avec le produit ou mises à disposition de l'acheteur.

Dans le cas où un produit serait défectueux, l'acheteur doit contacter soit le revendeur THULE chez lequel le produit a été acheté, soit le centre de service après-vente Thule. Si le revendeur ou le centre de service après-vente Thule n'est pas en mesure de corriger le défaut, l'acheteur doit contacter Thule par écrit ou par téléphone (voir les coordonnées au bas de cette page).

Dans l'éventualité où un produit doit être renvoyé à THULE, un technicien THULE à l'adresse ou au numéro de téléphone indiqué ci-dessous fournira à l'acheteur l'adresse d'envoi appropriée et des instructions supplémentaires. Veuillez noter que l'acheteur sera responsable des frais d'envoi du produit à THULE et qu'une preuve d'achat sous la forme de l'original d'une facture ou d'un reçu d'achat et une description détaillée du défaut doivent être inclus dans l'envoi.

DÉNI DE RESPONSABILITÉ
LA RÉPARATION OU LE REMPLACEMENT D'UN PRODUIT DÉFECTUEUX OU ÉMISSION D'UN REMBOURSEMENT OU D'UN CRÉDIT (SELON LE CHOIX DE THULE) CONSTITUE LE RECOURS EXCLUSIF DE L'ACHETEUR SOUS CETTE GARANTIE. LES DOMMAGES AU VEHICULE DE L'ACHETEUR, AU CHARGEMENT OU/ET À TOUTE AUTRE PERSONNE OU BIEN SONT EXCLUS.

CETTE GARANTIE REMPLACE EXPRESSÉMENT TOUTES LES AUTRES GARANTIES EXPRESSES OU IMPLICITES Y COMPRIS TOUTE GARANTIE DE QUALITÉ MARCHANDE ET DE CONFORMITÉ À UN USAGE PARTICULIER.

LA SEULE RESPONSABILITÉ DE THULE ENVERS TOUT ACHETEUR EST LIMITÉE AU RECOURS DÉFINI CI-DESSUS. EN AUCUN CAS THULE NE PEUT ÊTRE TENU RESPONSABLE DES PERTES DE REVENUS, DE PERTES DE VENTES, DES DOMMAGES DIRECTS OU INDIRECTS, ACCESSOIRES, PARTICULIERS, SPÉCIAUX, INTÉRÊTS MAJORÉS OU PUNITIFS OU DE TOUT AUTRE DOMMAGE DE TOUT TYPE OU NATURE.

CERTAINS ÉTATS OU PROVINCES N'AUTORISENT PAS L'EXCLUSION OU LA LIMITATION DES DOMMAGES ACCESSOIRES OU INDIRECTS, LES LIMITATIONS DÉCRITES CI-DESSUS PEUVENT DONC NE PAS ÊTRE APPLICABLES.

CETTE GARANTIE VOUS DONNE DES DROITS SPÉCIFIQUES QUI PEUVENT VARIER D'UN ÉTAT OU PROVINCE À L'AUTRE.

THULE® SWEDEN

Register online at www.thule.com/register

Thule Inc. • 42 Silvermine Road • Seymour, CT 06483
North American Consumer Service: Toll Free 800-238-2388 / Fax 450-777-3615 • www.thule.com

PT = Brazilian Portuguese

GARANTIA PERMANENTE LIMITADA DOS SISTEMAS DE RACKS THULE PARA CARROS
[EFETIVA A PARTIR DE 1º DE JANEIRO, 2006] Registre-se on-line em www.thule.com/warranty

A THULE garantirá todos os sistemas de racks de automóveis da marca THULE e seus acessórios fabricados pela THULE enquanto o comprador original tiver a posse do produto. Esta garantia se encerra se um comprador transferir o produto a qualquer outra pessoa.

Sujeito às limitações e exclusões descritas nesta garantia, a THULE remediará qualquer defeito nos materiais ou de fabricação com a reparação ou substituição, a seu critério próprio, um produto defeituoso sem cobrar do proprietário pelas peças ou mão de obra. Além disso, a THULE pode optar, por critério próprio, não reparar ou substituir um produto defeituoso e, em vez disso, reembolsar a quantia igual ao preço pago pelo produto ou um crédito a ser usado para a compra de um novo sistema de suporte de carga THULE.

Não se outorga garantia por defeitos causados pelo uso e desgaste normal, corrosão cosmética, arranhões, acidentes, operação ilegal de veículo ou modificação, ou qualquer tipo de reparo, de um sistema de suporte de carga que não autorizado pela THULE.

Nenhuma garantia será concedida por defeitos que resultem de condições além do controle da THULE, incluindo, mas sem limitação, uso indevido, sobrecarga ou erro de instalação, montagem ou uso do produto de acordo com as diretrizes ou instruções por escrito da THULE incluídas com o produto ou disponibilizadas ao comprador.

Caso o produto apresente defeitos, o comprador deve entrar em contato com o distribuidor THULE onde o produto foi adquirido ou um Centro Autorizado de Serviço Thule. Se o distribuidor ou Centro Autorizado de Serviço Thule não for capaz de corrigir o defeito, o comprador deve entrar em contato com a THULE por escrito ou por telefone usando as informações de contato indicadas no canto inferior desta página.

Caso um produto precise ser devolvido para a THULE, um técnico da THULE, no endereço ou número de telefone indicado abaixo, fornecerá ao comprador o endereço apropriado de retorno e quaisquer instruções adicionais. Observe que o comprador será responsável pelo custo de enviar o produto para a THULE e que a prova de compra na forma da nota fiscal da compra original e uma descrição detalhada do defeito devem ser incluídas no pacote enviado.

ISENÇÃO DE RESPONSABILIDADE
O REPARO OU SUBSTITUIÇÃO DE UM PRODUTO DEFEITUOSO OU A EMISSÃO DE REEMBOLSO OU CRÉDITO (COMO DETERMINADO PELA THULE) É O RECURSO EXCLUSIVO DO COMPRADOR SOB ESTA GARANTIA. EXCLUEM-SE DANOS AO VEÍCULO DO COMPRADOR, A CARGA E/OU A OUTRA PESSOA OU PROPRIEDADE.

ESTA GARANTIA É FEITA EXPRESSAMENTE EM VEZ DE QUALQUER OUTRA GARANTIA, EXPRESSA OU IMPLÍCITA, INCLUINDO AS GARANTIAS DE COMERCIABILIDADE E ADEQUABILIDADE PARA PROPÓSITO PARTICULAR.

A ÚNICA RESPONSABILIDADE DA THULE PARA O COMPRADOR SE LIMITA À SOLUÇÃO ESTABELECIDA ANTERIORMENTE. SOB NENHUMA HIPÓTESE, A THULE SERÁ RESPONSÁVEL POR QUALQUER PERDA DE LUCROS OU DE VENDA, OU POR QUAISQUER DANOS CONSEQUENTES, DIRETOS, INDIRETOS, INCIDENTAIS, ESPECIAIS, EXEMPLARES OU PUNITIVOS OU POR OUTROS DANOS DE QUALQUER ESPÉCIE OU NATUREZA.

ALGUNS ESTADOS NÃO PERMITEM A EXCLUSÃO OU LIMITAÇÃO DE DANOS INCIDENTAIS OU CONSEQUENTES, ENTÃO AS LIMITAÇÕES ACIMA PODEM NÃO SER APLICÁVEIS.

ESTA GARANTIA CONCEDE A VOCÊ DIREITOS LEGAIS ESPECÍFICOS, E VOCÊ TAMBÉM PODE TER OUTROS DIREITOS QUE VARIAM DE UM ESTADO PARA OUTRO.

THULE® SWEDEN

Register online at www.thule.com/register

Thule Inc. • 42 Silvermine Road • Seymour, CT 06483
North American Consumer Service: Toll Free 800-238-2388 / Fax 450-777-3615 • www.thule.com

EN Accessories
FR Accessoires
ES Accesorios
DE Zubehör
NL Accessoires
PT Acessórios
IT Accessori
SV Tillbehör
DA Tilbehør
NO Tilbehør
FI Lisävarusteet
IS Aukabúnaður
ET Tarvikud
LV Piederumi
LT Priedai
RU Аксессуары
UK Аксесуари
PL Akcesoria
CS Příslušenství
HU Kiegészítők
RO Accesorii
SK Príslušenstvo
SL Dodatki
BG Аксесоари
HR Dodaci
EL Αξεσουάρ
TR Aksesuarlar
MT Aċċessorji
ZH-SC 附件
ZH-TR 配件
JA アクセサリー
KO 액세서리
MS Aksesori
TH อุปกรณ์เสริม
AR الملحقات
HE אביזרים

Thule UpRide Fatbike Adapter

599100

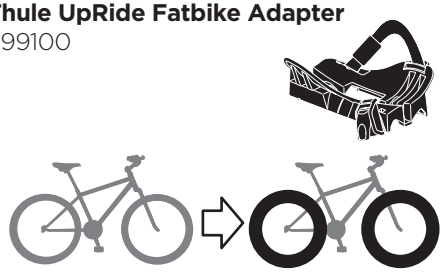

Thule One-Key System

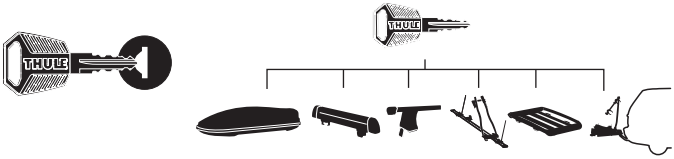

450200 (x2)
450400 (x4)
450600 (x6)
450800 (x8)

Thule Inc. 42 Silvermine Road, Seymour, CT 06483
Thule Canada Inc. 710 Bernard, Granby QC J2J 0H6
North American Consumer Service:
Toll Free 800-238-2388, Fax 450-777-3615
www.thule.com

Register online at:
www.thule.com/register

© Thule Group. All rights reserved.
501-8296-05 | 2025-01-16

PART OF THULE GROUP